

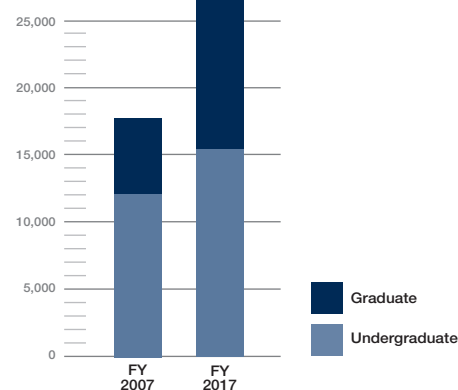
ENROLLMENT AND DEGREES

TOTAL HEADCOUNT ENROLLMENT

| Enrollment | FY 2007 | FY 2017 | %Change |
|---------------------------------------|---------------|---------------|------------|
| Undergraduate | 12,360 | 15,489 | 25% |
| Graduate | 5,575 | 11,350 | 104% |
| Total | 17,935 | 26,839 | 50% |
| Full-time Equivalent (FTE) Enrollment | 17,027 | 23,349 | 37% |

Comparison of Headcount Enrollment by Level

FY 2007 & FY 2017



NEW DEGREES FROM 2007-2017

Bachelor's

Applied Languages & Intercultural Studies
Biochemistry
Biology*
Business Administration*
Environmental Engineering
Literature, Media & Communication*
Music Technology

Master's

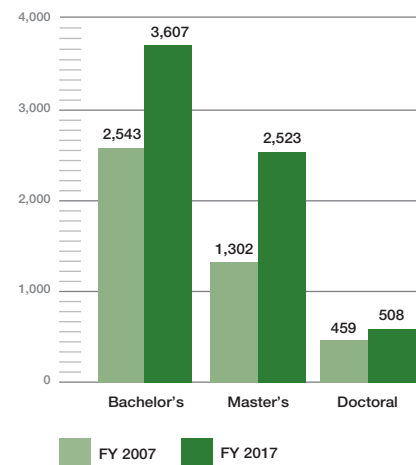
Analytics
Architectural Technology*
Biology*
Biomedical Innovation & Development
Business Administration*
Computational Science & Engineering
Digital Media*
Geographic Information Science & Technology
History & Sociology of Technology & Science*
MBA-Global Business
Music Technology
Professional Applied Systems Engineering
Supply Chain Engineering
Urban Design

Doctoral

Applied Physiology
Biology*
Biomedical Engineering (Joint Emory/PKU)
Building Construction
City & Regional Planning
Computational Science & Engineering
Economics
History & Sociology of Technology & Science*
International Affairs, Science & Technology
Music Technology
Operations Research
Polymer, Textile & Fiber Engineering*
Quantitative Biosciences
Robotics

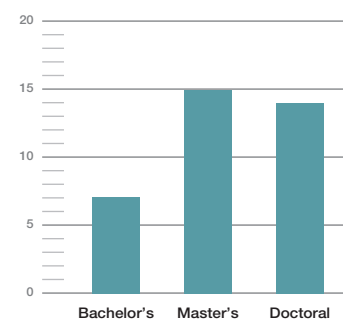
Comparison of Degrees Awarded by Level

FY 2007 & FY 2017



New Degree Programs

FY 2007 - 2017



* Updated programs