

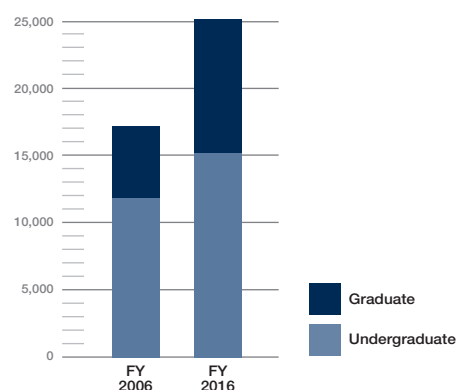
ENROLLMENT AND DEGREES

TOTAL HEADCOUNT ENROLLMENT

Enrollment	FY 2006	FY 2016	%Change
Undergraduate	11,841	15,142	28%
Graduate	5,294	9,892	87%
Total	17,135	25,034	46%
Full-time Equivalent (FTE) Enrollment	16,299	22,236	36%

Comparison of Headcount Enrollment by Level

FY 2006 & FY 2016



NEW DEGREES FROM 2006-2016

Bachelor's

Applied Languages & Intercultural Studies
 Biochemistry
 Biology*
 Business Administration*
 Environmental Engineering
 Literature, Media & Communication*

Master's

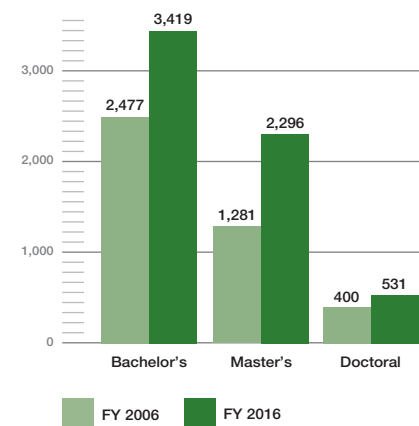
Analytics
 Biology*
 Biomedical Innovation & Development
 Business Administration*
 Computational Science & Engineering
 Digital Media*
 Geographic Information Science & Technology
 History & Sociology of Technology & Science*
 Mathematics*
 MBA-Global Business
 Music Technology
 Professional Applied Systems Engineering
 Supply Chain Engineering
 Urban Design

Doctoral

Applied Physiology
 Biology*
 Biomedical Engineering (Joint Emory/PKU)
 Building Construction
 City & Regional Planning
 Computational Science & Engineering
 Economics
 History & Sociology of Technology & Science*
 International Affairs, Science & Technology
 Music Technology
 Operations Research
 Polymer, Textile & Fiber Engineering*
 Robotics

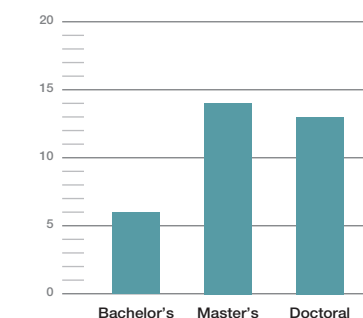
Comparison of Degrees Awarded by Level

FY 2006 & FY 2016



New Degree Programs

FY 2006 - 2016



* Updated programs